




DAKOTA ULTRASONICS

Single Element Precision Thickness Gauges, Transducers & Accessories - Price List

Date: 10/01/11

The **PX-7 Series** of gauges are packaged in an all aluminum case making them the most durable gauges on the market.

Models	Features	Part #	Price US
PX-7 	Field Calibration of all materials, Interface-Echo Mode, Echo - Echo Mode, PLAS plastic mode, Alarm Mode, Differential Mode, and Data Output port.	Z-129-0001	1925.00
PX-7 DL 	Field Calibration of all materials, Interface-Echo Mode, Echo - Echo Mode, Alarm Mode, Diff Mode, Scan Mode, and Data Logger - Stores 1000 Readings in 10 groups of 100. Unit includes Transfer Cable & Software.	Z-130-0001	2225.00
PVX 	A/B Scan waveform display, multiple calibration options, and selectable material list. Multiple view options (RF, Rectified, B-Scan, and Digits w/Scan Bar). Adjustable pulse widths, selectable Interface-Echo and Echo - Echo options, Alarm Mode (Hi & Lo Limits), Hi Speed Scan Mode, multiple Languages, Setups (64 user defined), and Data Logger (Stores 12,000 Readings and waveforms). Unit includes Transfer Cable & PC Software.	Z-157-0001	2975.00

Kit Includes: Unit, standard 1/4" Delay Line Transducer (2 Delay Tips – 3/8" & 1/2" L) & Cable, Couplant, Manual, Certificate of Calibration, AA Batteries and Plastic Carrying Case. PC Software & Transfer cables included with DL and PVX gauges.

Single Element Delay Line Transducers (**15MHz is Included with gauge unless specified otherwise)



Materials Used: *Aluminum, *Titanium, *Steels, *Thin Plastics

Diameter	MHz	Part #	Comments	Connector	Entry	Price \$
1/4"	15	T-402-5507	**Standard	Microdot	Side	465.00
1/4"	20	T-402-6507		Microdot	Side	465.00

DAKOTA ULTRASONICS

1500 Green Hills Road, #107 Scotts Valley, CA 95066

Phone: (831) 431-9722 Fax: (831) 431-9723 www.dakotaultrasonics.com

Prices subject to change without notice: please call for an updated price list.

PX Series – Measurement Range							
Note: Acrylic delay tips will measure plastics if the material velocity is different from that of acrylic. If the velocities are similar, a graphite tip will need to be used. Measurement ranges in plastics will vary depending on the type of plastic measured.							
Diameter	MHz	Mode	Range (ST=Steel) (PL=Plastic)	Delay Tip Part #	Delay Tip Length	Delay Tip Diameter	Crystal Diameter
3/16"	15	E-E	.006" to .400" ST	X-532-0000	3/8"	3/16"	3/16"
3/16"	15	I-E	.060" to .750" ST	X-532-0000	3/8"	3/16"	3/16"
3/16"	15	E-E	.010" to .100" ST	X-533-0000	3/8"	3/16"	3/16"
3/16"	15	I-E	.060" to .500" ST	X-533-0000	3/8"	3/16"	3/16"
3/16"	15	PLAS	.005" to .150" PL	X-533-0000	3/8"	3/16"	3/16"
1/4"	15	E-E	.006" to .400" ST	X-241-0000	1/2"	1/4"	1/4"
1/4"	15	I-E	.060" to 1.00" ST	X-241-0000	1/2"	1/4"	1/4"
1/4"	15	I-E	.005" to .250" PL	X-241-0000	1/2"	1/4"	1/4"
1/4"	15	E-E	.010" to .100" ST	X-633-0000	3/8"	1/4"	1/4"
1/4"	15	I-E	.060" to 1.00" ST	X-633-0000	3/8"	1/4"	1/4"
1/4"	15	PLAS	.005" to .150" PL	X-633-0000	3/8"	1/4"	1/4"
3/16"	20	E-E	.006" to .400" ST	X-532-0000	3/8"	3/16"	3/16"
3/16"	20	I-E	.060" to .750" ST	X-532-0000	3/8"	3/16"	3/16"
3/16"	20	E-E	.015" to .100" ST	X-533-0000	3/8"	3/16"	3/16"
3/16"	20	I-E	.060" to .500" ST	X-533-0000	3/8"	3/16"	3/16"
3/16"	20	PLAS	.005" to .150" PL	X-533-0000	3/8"	3/16"	3/16"
1/4"	20	E-E	.006" to .400" ST	X-241-0000	1/2"	1/4"	1/4"
1/4"	20	I-E	.060" to .750" ST	X-241-0000	1/2"	1/4"	1/4"
1/4"	20	I-E	.005" to .250" PL	X-241-0000	1/2"	1/4"	1/4"
1/4"	20	E-E	.040" to .100" ST	X-633-0000	3/8"	1/4"	1/4"
1/4"	20	I-E	.060" to .500" ST	X-633-	3/8"	1/4"	1/4"

DAKOTA ULTRASONICS

1500 Green Hills Road, #107 Scotts Valley, CA 95066

Phone: (831) 431-9722 Fax: (831) 431-9723 www.dakotaultrasonics.com

Prices subject to change without notice: please call for an updated price list.

				0000			
1/4"	20	PLAS	.005" to .150" PL	X-633-0000	3/8"	1/4"	1/4"
Note: Ranges were determined using standard 4340 steel calibration standards, and common plastic samples. These ranges may vary according to material type differences and surface conditions.							

Single Element Delay-Line – Continued

PVX A/B SCOPE– Measurement Range							
Note: Acrylic delay tips will measure plastics if the material velocity is different from that of acrylic. If the velocities are similar, a graphite tip will need to be used. Measurement ranges in plastics will vary depending on the type of plastic measured.							
Diameter	MHz	Mode	Range (ST=Steel) (PL=Plastic)	Delay Tip Part #	Delay Tip Length	Delay Tip Diameter	Crystal Diameter
1/8"	15	E-E	.007" to .300" ST	X-132-0000	3/8"	1/8"	1/8"
1/8"	15	I-E	.020" to .400" ST	X-132-0000	3/8"	1/8"	1/8"
1/8"	15	I-E	.005" to .100" L	X-132-0000	3/8"	1/8"	1/8"
3/16"	15	E-E	.007" to .400" ST	X-532-0000	3/8"	3/16"	3/16"
3/16"	15	I-E	.020" to .500" ST	X-532-0000	3/8"	3/16"	3/16"
3/16"	15	I-E	.010" to .200" PL	X-532-0000	3/8"	3/16"	3/16"
3/16"	15	E-E	.010" to .500" ST	X-533-0000	3/8"	3/16"	3/16"
3/16"	15	I-E	.020" to .500" ST	X-533-0000	3/8"	3/16"	3/16"
3/16"	15	I-E	.005" to .200" PL	X-533-0000	3/8"	3/16"	3/16"
1/4"	15	E-E	.006" to .500" ST	X-241-0000	1/2"	1/4"	1/4"
1/4"	15	I-E	.025" to 1.00" ST	X-241-0000	1/2"	1/4"	1/4"
1/4"	15	I-E	.005" to .150"	X-241-0000	1/2"	1/4"	1/4"
1/4"	15	E-E	.010" to .500" ST	X-633-0000	3/8"	1/4"	1/4"
1/4"	15	I-E	.020" to .500" ST	X-633-0000	3/8"	1/4"	1/4"
1/4"	15	I-E	.005" to .250" PL	X-633-0000	3/8"	1/4"	1/4"
3/16"	20	E-E	.006" to .400" ST	X-532-0000	3/8"	3/16"	3/16"
3/16"	20	I-E	.060" to .750" ST	X-532-0000	3/8"	3/16"	3/16"

DAKOTA ULTRASONICS

1500 Green Hills Road, #107 Scotts Valley, CA 95066

Phone: (831) 431-9722 Fax: (831) 431-9723 www.dakotaultrasonics.com

Prices subject to change without notice: please call for an updated price list.

3/16"	20	E-E	.015" to .100" ST	X-533-0000	3/8"	3/16"	3/16"
3/16"	20	I-E	.060" to .500" ST	X-533-0000	3/8"	3/16"	3/16"
3/16"	20	PLAS	.005" to .150" PL	X-533-0000	3/8"	3/16"	3/16"
1/4"	20	E-E	.006" to .400" ST	X-241-0000	1/2"	1/4"	1/4"
1/4"	20	I-E	.060" to .750" ST	X-241-0000	1/2"	1/4"	1/4"
1/4"	20	I-E	.005" to .250" PL	X-241-0000	1/2"	1/4"	1/4"
1/4"	20	E-E	.040" to .100" ST	X-633-0000	3/8"	1/4"	1/4"
1/4"	20	I-E	.060" to .500" ST	X-633-0000	3/8"	1/4"	1/4"
1/4"	20	PLAS	.005" to .150" PL	X-633-0000	3/8"	1/4"	1/4"

Note: Ranges were determined using standard 4340 steel calibration standards, and common plastic samples. These ranges may vary according to material type differences and surface conditions.

Single Element Delay Line Pencil Transducers



Materials Used: *Aluminum, *Titanium, *Steels, *Thin Plastics

Diameter	MHz	Part #	Comments	Connector	Entry	Price \$
3/16"	10	T-481-4507	1/16" Tip	Microdot	Top	550.00
3/16"	10	T-681-4507	90° Right Angle	Microdot	Side	550.00

PVX A/B SCOPE– Measurement Range

Note: Acrylic delay tips will measure plastics if the material velocity is different from that of acrylic. If the velocities are similar, a graphite tip will need to be used. Measurement ranges in plastics will vary depending on the type of plastic measured.

Diameter	MHz	Mode	Range (ST=Steel) (PL=Plastic)	Delay Tip Part #	Delay Tip Length	Delay Tip Diameter	Crystal Diameter
3/16"	10	E-E	.006" to .200" ST	X-532-0000	3/8"	3/16"	3/16"
3/16"	10	I-E	.025" to .500" ST	X-532-0000	3/8"	3/16"	3/16"
3/16"	10	E-E	.005" to .100" PL	X-152-0000	3/8"	1/16"	3/16"
3/16"	10	I-E	.005" to .150" PL	X-752-	3/8"	1/8"	3/16"

DAKOTA ULTRASONICS

1500 Green Hills Road, #107 Scotts Valley, CA 95066

Phone: (831) 431-9722 Fax: (831) 431-9723 www.dakotaultrasonics.com

Prices subject to change without notice: please call for an updated price list.

Note: Note: Ranges were determined using standard 4340 steel calibration standards, and common plastic samples. These ranges may vary according to material type differences and surface conditions.

Single Element Contact Transducers - (cable not included)



Materials Used: *Aluminum, *Titanium, *Steels, *Plastics

Diameter	MHz	Part #	Comments	Connector	Entry	Price \$
1/8"	5	T-4903-2875		Microdot	Side	340.00
1/8"	10	T-4903-4875		Microdot	Side	370.00
1/4"	2.25	T-4023-1855		Microdot	Side	290.00
1/4"	5	T-4023-2855		Microdot	Side	290.00
1/4"	10	T-4023-4855		Microdot	Side	340.00
1/2"	2.25	T-4043-1855		Microdot	Side	290.00
1/2"	5	T-4043-2855		Microdot	Side	290.00

PVX A/B SCOPE– Measurement Range

Note: Ranges were determined using standard 4340 steel calibration standards, and common plastic samples. These ranges may vary according to material type differences and surface conditions.

Diameter	MHz	Mode	Range (ST=Steel) (PL=Plastic)	Wearface Diameter	Crystal Diameter
1/8"	5	P-E	.040" to 3.0" ST	1/4"	1/8"
1/8"	5	E-E	.020" to 3.0" ST	1/4"	1/8"
1/8"	5	P-E	.020" to .500" PL	1/4"	1/8"
1/8"	10	P-E	.040" to 3.0" ST	1/4"	1/8"
1/8"	10	E-E	.010" to 3.0" ST	1/4"	1/8"
1/8"	10	P-E	.020" to .400" PL	1/4"	1/8"
1/4"	2.25	P-E	.050" to 3.0" ST	3/8"	1/4"
1/4"	2.25	E-E	.040" to 3.0" ST	3/8"	1/4"
1/4"	2.25	P-E	.040" to .650" PL	3/8"	1/4"
1/4"	5	P-E	.040" to 6.0" ST	3/8"	1/4"
1/4"	5	E-E	.020" to 3.0" ST	3/8"	1/4"
1/4"	5	P-E	.025" to .600" PL	3/8"	1/4"
1/4"	10	P-E	.025" to 6.0" ST	3/8"	1/4"
1/4"	10	E-E	.010" to 3.0" ST	3/8"	1/4"
1/4"	10	P-E	.020" to .500" PL	3/8"	1/4"
1/2"	2.25	P-E	.075" to 10.0" ST	5/8"	1/2"

DAKOTA ULTRASONICS

1500 Green Hills Road, #107 Scotts Valley, CA 95066

Phone: (831) 431-9722 Fax: (831) 431-9723 www.dakotaultrasonics.com

Prices subject to change without notice: please call for an updated price list.

1/2"	2.25	E-E	.100" to 3.0" ST	5/8"	1/2"
1/2"	2.25	P-E	.065" to .750" PL	5/8"	1/2"

Accessory Items

Instrument & Carrying Cases



Part #	Description	Comments	Price \$
F-100-0004	DX-1 Nylon Instrument Case		55.00
F-101-0001	DX-2/DL Nylon Instrument Case		55.00
F-112-0005	MX & PX Series Nylon Case		55.00
F-149-0001	MVX, PVX, MMX-7 Instrument Case		75.00
F-206-0003	THOR Instrument Case		150.00
A-100-6002	Plastic Carrying Brief Case	All Models	35.00
E-100-0002	MX Carrying Case-No Couplant/Label		31.00
E-206-0001	Plastic Carrying Case	THOR only	70.00
E-206-0002	Plastic Carrying Case – Deluxe	THOR	180.00

Transducer Cables



Part #	Description	Comments	Price \$
N-104-0020	4' Single Lemo to Microdot	PVX & PX	65.00
N-104-0021	4' Dual Lemo to Micodot Single	MVX-Flaw Cable	85.00
N-204-0020	4' Dual Lemo to Microdot	MVX, MMX, MX	100.00
N-204-1020	4' Dual Lemo to Microdot	Hi Temp Armored	135.00
Custom	Underwater cables	MVX, MX	Call

Couplant



Part #	Description	Comments	Price \$
V-000-0001	4 oz bottle		10.00
V-000-0003	12 oz bottle		20.00

DAKOTA ULTRASONICS

1500 Green Hills Road, #107 Scotts Valley, CA 95066

Phone: (831) 431-9722 Fax: (831) 431-9723 www.dakotaultrasonics.com

Prices subject to change without notice: please call for an updated price list.

V-000-0004	1 gallon		100.00
V-000-0002	2 oz tube (High Temp – 650F)		37.00
V-000-0006	2 oz tube (High Temp – 900F)		55.00

Calibration Blocks



Part #	Description	Mat'l Type	Price \$
X-000-0001	5 Step - .100" to .500"	4340 Steel	185.00
X-000-0002	4 Step - .250 to 1.0"	4340 Steel	185.00
Custom	5 Step - .100" to .500"	7075 Aluminum	185.00
Custom	4 Step - .250 to 1.0"	7075 Aluminum	185.00
Custom	5 Step - .100" to .500"	304 Stainless Steel	410.00
Custom	4 Step - .250 to 1.0"	304 Stainless Steel	410.00
Custom	5 Step - .100" to .500"	Titanium	455.00
Custom	4 Step - .250 to 1.0"	Titanium	455.00
X-000-0005	Carrying case	Wood	50.00
Custom	10 Step - .100" to 1.0"	1018 Steel	405.00
Custom	10 Step - .100" to 1.0"	7075 Aluminum	405.00
Custom	10 Step - .100" to 1.0"	304 Stainless Steel	805.00
Custom	10 Step - .100" to 1.0"	Titanium	975.00
Custom	Carrying Case	Wood	115.00
Custom	4 Step Thin - .04" - .100"	1018 Steel	230.00
Custom	4 Step Thin - .04" - .100"	7075 Aluminum	230.00
Custom	4 Step Thin - .04" - .100"	304 Stainless Steel	405.00
Custom	4 Step Thin - .04" - .100"	Titanium	615.00
Custom	Carrying Case	Wood	50.00
Custom	10 Step Metric – 2 to 20 mm	1018 Steel	455.00
Custom	10 Step Metric – 2 to 20 mm	7075 Aluminum	455.00
Custom	10 Step Metric – 2 to 20 mm	304 Stainless Steel	910.00
Custom	10 Step Metric – 2 to 20 mm	Titanium	1140.00
Custom	Carrying Case	Wood	115.00
Custom	10 Step Metric – 2.5 to 25 mm	1018 Steel	455.00
Custom	10 Step Metric – 2.5 to 25 mm	7075 Aluminum	455.00
Custom	10 Step Metric – 2.5 to 25 mm	304 Stainless Steel	910.00
Custom	10 Step Metric – 2.5 to 25 mm	Titanium	1140.00
Custom	Carrying Case	Wood	115.00
Custom	8 Step Metric – 1 to 8 mm	1018 Steel	405.00
Custom	8 Step Metric – 1 to 8 mm	7075 Aluminum	405.00
Custom	8 Step Metric – 1 to 8 mm	304 Stainless Steel	630.00
Custom	8 Step Metric – 1 to 8 mm	Titanium	795.00
Custom	Carrying Case	Wood	80.00

DAKOTA ULTRASONICS

1500 Green Hills Road, #107 Scotts Valley, CA 95066

Phone: (831) 431-9722 Fax: (831) 431-9723 www.dakotaultrasonics.com

Prices subject to change without notice: please call for an updated price list.

Delay Tips - Delay Line Transducer Accessories



Part #	Description	Comments	Price \$
X-231-0000	1/4" Dia. x 3/8" L Delay Tips	Acrylic	15.00
X-241-0000	1/4" Dia. x 1/2" L Delay Tips	Acrylic	15.00
X-132-0000	1/8" Cone Tip Delay Line	Acrylic	15.00
X-532-0000	3/16" Cone Tip Delay Line	Acrylic	15.00
X-633-0000	1/4" Graphite Tip Delay (plastics)	Graphite	40.00
X-533-0000	3/16" Graphite Cone Tip Delay Line	Graphite	45.00
X-152-0000	1/16" Dia. x .450 L Delay Tip (Pencil)	Acrylic	45.00
X-752-0000	1/8" Dia. x .450 L Delay Tip (Pencil)	Acrylic	45.00

Misc. Accessories



Part #	Description	Comments	Price \$
A-129-6003	6" Extension Wand for Single Element Microdot Transducers		195.00

Data Cables

Part #	Description	Comments	Price \$
N-306-0010	6 foot RS232 (DB-9 to lemo)		65.00
N-402-0510	USB to Serial Adapter		25.00

Software & Data CD

Part #	Description	Comments	Price \$
A-206-7001	DakView3 & Manuals (.pdf)	All gauges	30.00