





DAKOTA ULTRASONICS

Single Element Precision Thickness Gauges, Transducers & Accessories - Price List

Date: 02/10/19

The **Precision Series** of gauges are packaged in an all aluminum case making them the most durable gauges on the market.

Models	Features	Part #	Price US
PZX-7 	Easy field calibration; 1 or 2 point options. Selectable 8 common material velocities and 2 custom velocities. Automatic and time dependent gain with manual override. Echo-Echo, Interface-Echo, Plastics, and pulse-echo modes. Selectable probe options; delay line, plastics delay line, and contact probes with diameters. Features; high speed scan, differential, hi/lo alarms, and VX velocity gauge. CDC compatible serial over USB-C.	Z-307-0001	1950.00
PZX-7 DL 	Same features as the PZX-7 (less serial over USB), plus an on-board data logger – Stores 10,000 readings in 40 files of 250 readings per file. USB-C connectivity, includes transfer cable. No software required; formatted text file (.csv).	Z-308-0001	2250.00
PVX-B 	Large Digits, time based B-Scan view, multiple calibration options, and selectable material list. View options (Digits & B-Scan w/Scan Bar). Selectable mode options: Interface-Echo, Echo –Echo, and Pulse-Echo options. Alarm Mode (Hi & Lo Limits), Hi Speed Scan Mode, multiple Languages, Setups (16 factory and 48 user defined), and Data Logger (Stores 12,000 Readings and waveforms). Probe options: Delay-Line, Pencil & Contact.	Z-195-0001	2575.00
PVX 	Same features as PVX-B, with additional A-Scan waveform display.	Z-157-0001	2995.00
Kits Includes:	Unit, standard 1/4" Delay Line Transducer (2 Delay Tips – 3/8" & 1/2" L) & Cable, Couplant, Manual, Certificate of Calibration, AA Batteries and Plastic Carrying Case. PC Software can be downloaded for use with PVX gauges, and transfer cable for both PVX and PZX gauges included.		

DAKOTA ULTRASONICS

1500 Green Hills Road, #107 Scotts Valley, CA 95066

Phone: (831) 431-9722 Fax: (831) 431-9723 www.dakotaultrasonics.com

Prices subject to change without notice: please call for an updated price list.

Single Element Delay Line Transducers (15MHz is Included with gauge unless specified otherwise)**



Materials Used: *Aluminum, *Titanium, *Steels, *Thin Plastics

Diameter	MHz	Part #	Comments	Connector	Entry	Price \$
1/4"	15	T-402-5507	**Standard	Microdot	Side	575.00
1/4"	20	T-402-6507		Microdot	Side	575.00

PX Series – Measurement Range

Note: Acrylic delay tips will measure plastics if the material velocity is different from that of acrylic. If the velocities are similar, a graphite tip will need to be used. Measurement ranges in plastics will vary depending on the type of plastic measured.

Diameter	MHz	Mode	Range (ST=Steel) (PL=Plastic)	Delay Tip Part #	Delay Tip Length	Delay Tip Diameter	Crystal Diameter
3/16"	15	E-E	.006" to .400" ST	X-532-0000	3/8"	3/16"	3/16"
3/16"	15	I-E	.060" to .750" ST	X-532-0000	3/8"	3/16"	3/16"
3/16"	15	E-E	.010" to .100" ST	X-533-0000	3/8"	3/16"	3/16"
3/16"	15	I-E	.060" to .500" ST	X-533-0000	3/8"	3/16"	3/16"
3/16"	15	PLAS	.005" to .150" PL	X-533-0000	3/8"	3/16"	3/16"
1/4"	15	E-E	.006" to .400" ST	X-241-0000	1/2"	1/4"	1/4"
1/4"	15	I-E	.060" to 1.00" ST	X-241-0000	1/2"	1/4"	1/4"
1/4"	15	I-E	.005" to .250" PL	X-241-0000	1/2"	1/4"	1/4"
1/4"	15	E-E	.010" to .100" ST	X-633-0000	3/8"	1/4"	1/4"
1/4"	15	I-E	.060" to 1.00" ST	X-633-0000	3/8"	1/4"	1/4"
1/4"	15	PLAS	.005" to .150" PL	X-633-0000	3/8"	1/4"	1/4"
3/16"	20	E-E	.006" to .400" ST	X-532-0000	3/8"	3/16"	3/16"
3/16"	20	I-E	.060" to .750" ST	X-532-0000	3/8"	3/16"	3/16"

DAKOTA ULTRASONICS

1500 Green Hills Road, #107 Scotts Valley, CA 95066

Phone: (831) 431-9722 Fax: (831) 431-9723 www.dakotaultrasonics.com

Prices subject to change without notice: please call for an updated price list.

3/16"	20	E-E	.015" to .100" ST	X-533-0000	3/8"	3/16"	3/16"
3/16"	20	I-E	.060" to .500" ST	X-533-0000	3/8"	3/16"	3/16"
3/16"	20	PLAS	.005" to .150" PL	X-533-0000	3/8"	3/16"	3/16"
1/4"	20	E-E	.006" to .400" ST	X-241-0000	1/2"	1/4"	1/4"
1/4"	20	I-E	.060" to .750" ST	X-241-0000	1/2"	1/4"	1/4"
1/4"	20	I-E	.005" to .250" PL	X-241-0000	1/2"	1/4"	1/4"
1/4"	20	E-E	.040" to .100" ST	X-633-0000	3/8"	1/4"	1/4"
1/4"	20	I-E	.060" to .500" ST	X-633-0000	3/8"	1/4"	1/4"
1/4"	20	PLAS	.005" to .150" PL	X-633-0000	3/8"	1/4"	1/4"

Note: Ranges were determined using standard 4340 steel calibration standards, and common plastic samples. These ranges may vary according to material type differences and surface conditions.

Single Element Delay-Line – Continued

PVX A/B SCOPE– Measurement Range							
Note: Acrylic delay tips will measure plastics if the material velocity is different from that of acrylic. If the velocities are similar, a graphite tip will need to be used. Measurement ranges in plastics will vary depending on the type of plastic measured.							
Diameter	MHz	Mode	Range (ST=Steel) (PL=Plastic)	Delay Tip Part #	Delay Tip Length	Delay Tip Diameter	Crystal Diameter
1/8"	15	E-E	.007" to .300" ST	X-132-0000	3/8"	1/8"	1/8"
1/8"	15	I-E	.020" to .400" ST	X-132-0000	3/8"	1/8"	1/8"
1/8"	15	I-E	.005" to .100" L	X-132-0000	3/8"	1/8"	1/8"
3/16"	15	E-E	.007" to .400" ST	X-532-0000	3/8"	3/16"	3/16"
3/16"	15	I-E	.020" to .500" ST	X-532-0000	3/8"	3/16"	3/16"
3/16"	15	I-E	.010" to .200" PL	X-532-0000	3/8"	3/16"	3/16"
3/16"	15	E-E	.010" to .500" ST	X-533-0000	3/8"	3/16"	3/16"
3/16"	15	I-E	.020" to .500" ST	X-533-0000	3/8"	3/16"	3/16"
3/16"	15	I-E	.005" to .200" PL	X-533-0000	3/8"	3/16"	3/16"

DAKOTA ULTRASONICS

1500 Green Hills Road, #107 Scotts Valley, CA 95066

Phone: (831) 431-9722 Fax: (831) 431-9723 www.dakotaultrasonics.com

Prices subject to change without notice: please call for an updated price list.

1/4"	15	E-E	.006" to .500" ST	X-241-0000	1/2"	1/4"	1/4"
1/4"	15	I-E	.025" to 1.00" ST	X-241-0000	1/2"	1/4"	1/4"
1/4"	15	I-E	.005" to .150"	X-241-0000	1/2"	1/4"	1/4"
1/4"	15	E-E	.010" to .500" ST	X-633-0000	3/8"	1/4"	1/4"
1/4"	15	I-E	.020" to .500" ST	X-633-0000	3/8"	1/4"	1/4"
1/4"	15	I-E	.005" to .250" PL	X-633-0000	3/8"	1/4"	1/4"
3/16"	20	E-E	.006" to .400" ST	X-532-0000	3/8"	3/16"	3/16"
3/16"	20	I-E	.060" to .750" ST	X-532-0000	3/8"	3/16"	3/16"
3/16"	20	E-E	.015" to .100" ST	X-533-0000	3/8"	3/16"	3/16"
3/16"	20	I-E	.060" to .500" ST	X-533-0000	3/8"	3/16"	3/16"
3/16"	20	PLAS	.005" to .150" PL	X-533-0000	3/8"	3/16"	3/16"
1/4"	20	E-E	.006" to .400" ST	X-241-0000	1/2"	1/4"	1/4"
1/4"	20	I-E	.060" to .750" ST	X-241-0000	1/2"	1/4"	1/4"
1/4"	20	I-E	.005" to .250" PL	X-241-0000	1/2"	1/4"	1/4"
1/4"	20	E-E	.040" to .100" ST	X-633-0000	3/8"	1/4"	1/4"
1/4"	20	I-E	.060" to .500" ST	X-633-0000	3/8"	1/4"	1/4"
1/4"	20	PLAS	.005" to .150" PL	X-633-0000	3/8"	1/4"	1/4"
Note: Ranges were determined using standard 4340 steel calibration standards, and common plastic samples. These ranges may vary according to material type differences and surface conditions.							

Single Element Delay Line Pencil Transducers



Materials Used: *Aluminum, *Titanium, *Steels, *Thin Plastics

DAKOTA ULTRASONICS

1500 Green Hills Road, #107 Scotts Valley, CA 95066

Phone: (831) 431-9722 Fax: (831) 431-9723 www.dakotaultrasonics.com

Prices subject to change without notice: please call for an updated price list.

Diameter	MHz	Part #	Comments	Connector	Entry	Price \$
3/16"	10	T-481-4507	1/16" Tip	Microdot	Top	650.00
3/16"	10	T-681-4507	90° Right Angle	Microdot	Side	650.00
3/16"	15	T-581-5507	1/16" Tip	Microdot	Side	750.00

Note: Should be used in conjunction with and A-Scan gauge model for best accuracy.

PVX A/B SCOPE– Measurement Range

Note: Acrylic delay tips will measure plastics if the material velocity is different from that of acrylic. If the velocities are similar, a graphite tip will need to be used. Measurement ranges in plastics will vary depending on the type of plastic measured.

Diameter	MHz	Mode	Range (ST=Steel) (PL=Plastic)	Delay Tip Part #	Delay Tip Length	Delay Tip Diameter	Crystal Diameter
3/16"	10	E-E	.006" to .300" ST	X-532-0000	3/8"	1/16"	3/16"
3/16"	10	I-E	.010" to .400" ST	X-532-0000	3/8"	1/16"	3/16"
3/16"	10	E-E	.005" to .300" PL	X-152-0000	3/8"	1/16"	3/16"
3/16"	10	I-E	.005" to .300" PL	X-752-0000	3/8"	1/16"	3/16"
3/16"	10	E-E	.006" to .300" ST	X-532-0000	3/8"	1/8"	3/16"
3/16"	10	I-E	.010" to .500" ST	X-532-0000	3/8"	1/8"	3/16"
3/16"	10	E-E	.005" to .400" PL	X-152-0000	3/8"	1/8"	3/16"
3/16"	10	I-E	.005" to .400" PL	X-752-0000	3/8"	1/8"	3/16"
3/16"	15	E-E	.006" to .100" ST	X-532-0000	3/8"	1/16"	3/16"
3/16"	15	I-E	.008" to .250" ST	X-532-0000	3/8"	1/16"	3/16"
3/16"	15	E-E	.005" to .150" PL	X-152-0000	3/8"	1/16"	3/16"
3/16"	15	I-E	.005" to .250" PL	X-752-0000	3/8"	1/16"	3/16"
3/16"	15	E-E	.006" to .150" ST	X-532-0000	3/8"	1/8"	3/16"
3/16"	15	I-E	.006" to .400" ST	X-532-0000	3/8"	1/8"	3/16"
3/16"	15	E-E	.005" to .100" PL	X-152-0000	3/8"	1/8"	3/16"
3/16"	15	I-E	.005" to .150" PL	X-752-0000	3/8"	1/8"	3/16"

Note: Note: Ranges were determined using standard 4340 steel calibration standards, and common plastic samples. These ranges may vary according to material type differences and surface conditions.

Single Element Contact Transducers - (cable not included)

DAKOTA ULTRASONICS

1500 Green Hills Road, #107 Scotts Valley, CA 95066

Phone: (831) 431-9722 Fax: (831) 431-9723 www.dakotaultrasonics.com

Prices subject to change without notice: please call for an updated price list.



Materials Used: *Aluminum, *Titanium, *Steels, *Plastics

Diameter	MHz	Part #	Comments	Connector	Entry	Price \$
1/8"	5	T-4903-2875		Microdot	Side	365.00
1/8"	5	T-5903-2875		Microdot	Top	365.00
1/8"	10	T-4903-4875		Microdot	Side	390.00
1/8"	10	T-5903-4875		Microdot	Top	390.00
1/4"	2.25	T-4023-1855		Microdot	Side	320.00
1/4"	2.25	T-5023-1855		Microdot	Top	320.00
1/4"	5	T-4023-2855		Microdot	Side	320.00
1/4"	5	T-5023-2855		Microdot	Top	320.00
1/4"	10	T-4023-4855		Microdot	Side	385.00
1/4"	10	T-5023-4855		Microdot	Top	385.00
1/2"	2.25	T-4043-1855		Microdot	Side	320.00
1/2"	2.25	T-5043-1855		Microdot	Top	320.00
1/2"	5	T-4043-2855		Microdot	Side	320.00
1/2"	5	T-5043-2855		Microdot	Top	320.00

PVX A/B SCOPE- Measurement Range

Note: Ranges were determined using standard 4340 steel calibration standards, and common plastic samples. These ranges may vary according to material type differences and surface conditions.

Diameter	MHz	Mode	Range (ST=Steel) (PL=Plastic)	Wearface Diameter	Crystal Diameter
1/8"	5	P-E	.040" to 3.0" ST	1/4"	1/8"
1/8"	5	E-E	.020" to 3.0" ST	1/4"	1/8"
1/8"	5	P-E	.020" to .500" PL	1/4"	1/8"
1/8"	10	P-E	.040" to 3.0" ST	1/4"	1/8"
1/8"	10	E-E	.010" to 3.0" ST	1/4"	1/8"
1/8"	10	P-E	.020" to .400" PL	1/4"	1/8"
1/4"	2.25	P-E	.050" to 3.0" ST	3/8"	1/4"
1/4"	2.25	E-E	.040" to 3.0" ST	3/8"	1/4"
1/4"	2.25	P-E	.040" to .650" PL	3/8"	1/4"
1/4"	5	P-E	.040" to 6.0" ST	3/8"	1/4"
1/4"	5	E-E	.020" to 3.0" ST	3/8"	1/4"
1/4"	5	P-E	.025" to .600" PL	3/8"	1/4"
1/4"	10	P-E	.025" to 6.0" ST	3/8"	1/4"
1/4"	10	E-E	.010" to 3.0" ST	3/8"	1/4"

DAKOTA ULTRASONICS

1500 Green Hills Road, #107 Scotts Valley, CA 95066

Phone: (831) 431-9722 Fax: (831) 431-9723 www.dakotaultrasonics.com

Prices subject to change without notice: please call for an updated price list.

1/4"	10	P-E	.020" to .500" PL	3/8"	1/4"
1/2"	2.25	P-E	.075" to 10.0" ST	5/8"	1/2"
1/2"	2.25	E-E	.100" to 3.0" ST	5/8"	1/2"
1/2"	2.25	P-E	.065" to .750" PL	5/8"	1/2"

Accessory Items

Instrument & Carrying Cases



Part #	Description	Comments	Price \$
F-112-0005	PX Series Instrument case	Nylon	55.00
F-149-0001	PVX Series Instrument Case	Nylon	75.00
A-302-6002	PZX Series Instrument Case	Rubber	80.00
A-149-6002	PVX Series Instrument Case	Rubber	100.00
A-100-6002	Plastic Carrying Brief Case	PX	35.00
A-302-4001	Plastic Carrying Brief Case	PZX	35.00
A-100-6003	Plastic Carrying Brief Case	PVX	35.00

Transducer Cables



Custom Lengths: Available on request.

Part #	Description	Comments	Price \$
N-104-0020	4' Single Lemo to Microdot	All Gauges	65.00
N-110-0020	10' Single Lemo to Microdot	All Gauges	75.00
N-120-0020	20' Single Lemo to Micodot Single	All Gauges	85.00

Couplant



DAKOTA ULTRASONICS
 1500 Green Hills Road, #107 Scotts Valley, CA 95066
 Phone: (831) 431-9722 Fax: (831) 431-9723 www.dakotaultrasonics.com
 Prices subject to change without notice: please call for an updated price list.

Part #	Description	Comments	Price \$
V-000-0001	4 oz bottle		15.00
V-000-0003	12 oz bottle		25.00
V-000-0004	1 gallon		140.00

Calibration Blocks



Part #	Description	Mat'l Type	Price \$
X-000-0001	5 Step - .100" to .500"	4340 Steel	205.00
X-000-0002	4 Step - .250 to 1.0"	4340 Steel	205.00
Custom	5 Step - .100" to .500"	1018 Steel	205.00
Custom	4 Step - .250 to 1.0"	1018 Steel	205.00
Custom	5 Step - .100" to .500"	7075 Aluminum	205.00
Custom	4 Step - .250 to 1.0"	7075 Aluminum	205.00
Custom	5 Step - .100" to .500"	304 Stainless Steel	460.00
Custom	4 Step - .250 to 1.0"	304 Stainless Steel	460.00
Custom	5 Step - .100" to .500"	Titanium	520.00
Custom	4 Step - .250 to 1.0"	Titanium	520.00
X-000-0005	Carrying case	Wood	50.00
Custom	10 Step - .100" to 1.0"	1018 Steel	455.00
Custom	10 Step - .100" to 1.0"	7075 Aluminum	455.00
Custom	10 Step - .100" to 1.0"	304 Stainless Steel	910.00
Custom	10 Step - .100" to 1.0"	Titanium	1090.00
Custom	Carrying Case	Wood	130.00
Custom	4 Step Thin - .04" - .100"	1018 Steel	260.00
Custom	4 Step Thin - .04" - .100"	7075 Aluminum	260.00
Custom	4 Step Thin - .04" - .100"	304 Stainless Steel	455.00
Custom	4 Step Thin - .04" - .100"	Titanium	775.00
Custom	Carrying Case	Wood	50.00
Custom	10 Step Metric – 1 to 10 mm	1018 Steel	520.00
Custom	10 Step Metric – 1 to 10 mm	7075 Aluminum	520.00
Custom	10 Step Metric – 1 to 10 mm	304 Stainless Steel	1035.00
Custom	10 Step Metric – 1 to 10 mm	Titanium	1295.00
Custom	Carrying Case	Wood	130.00
Custom	10 Step Metric – 2 to 20 mm	1018 Steel	520.00
Custom	10 Step Metric – 2 to 20 mm	7075 Aluminum	520.00
Custom	10 Step Metric – 2 to 20 mm	304 Stainless Steel	1035.00
Custom	10 Step Metric – 2 to 20 mm	Titanium	1295.00
Custom	Carrying Case	Wood	130.00
Custom	10 Step Metric – 2.5 to 25 mm	1018 Steel	520.00
Custom	10 Step Metric – 2.5 to 25 mm	7075 Aluminum	520.00
Custom	10 Step Metric – 2.5 to 25 mm	304 Stainless Steel	1035.00
Custom	10 Step Metric – 2.5 to 25 mm	Titanium	1295.00

DAKOTA ULTRASONICS

1500 Green Hills Road, #107 Scotts Valley, CA 95066

Phone: (831) 431-9722 Fax: (831) 431-9723 www.dakotaultrasonics.com

Prices subject to change without notice: please call for an updated price list.

Custom	Carrying Case	Wood	130.00
Custom	8 Step Metric – 1 to 8 mm	1018 Steel	455.00
Custom	8 Step Metric – 1 to 8 mm	7075 Aluminum	455.00
Custom	8 Step Metric – 1 to 8 mm	304 Stainless Steel	710.00
Custom	8 Step Metric – 1 to 8 mm	Titanium	905.00
Custom	Carrying Case	Wood	90.00

Delay Tips - Delay Line Transducer Accessories



Part #	Description	Comments	Price \$
F-000-7102	1/4" Dia. x 3/8" L Delay Tips	Acrylic	16.00
F-000-7103	1/4" Dia. x 1/2" L Delay Tips	Acrylic	16.00
X-132-0000	1/8" Cone Tip Delay Line	Acrylic	16.00
X-532-0000	3/16" Cone Tip Delay Line	Acrylic	16.00
X-633-0000	1/4" Graphite Tip Delay (plastics)	Graphite	40.00
X-533-0000	3/16" Graphite Cone Tip Delay Line	Graphite	45.00
X-152-0000	1/16" Dia. x .450 L Delay Tip (Pencil)	Acrylic	50.00
X-752-0000	1/8" Dia. x .450 L Delay Tip (Pencil)	Acrylic	50.00

Misc. Accessories



Part #	Description	Comments	Price \$
A-129-6003	6" Extension Wand for Single Element Microdot Transducers		195.00

Data Cables

Part #	Description	Comments	Price \$
N-306-0010	6 foot RS232 (DB-9 to lemo)		65.00
N-402-0510	USB to Serial Adapter		25.00

Wireless Modules

Part #	Description	Comments	Price \$
Custom	Bluetooth Module (w/ integral antenna)	PX-7	150.00